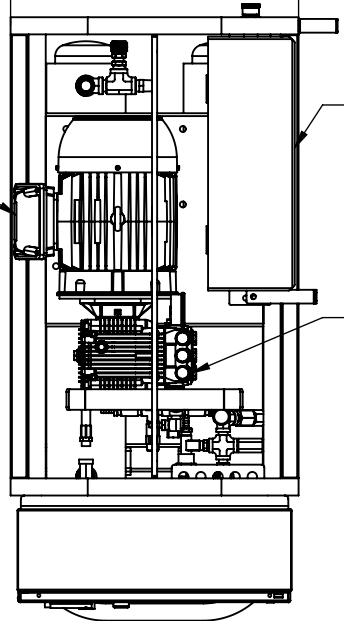


4 3 2 1

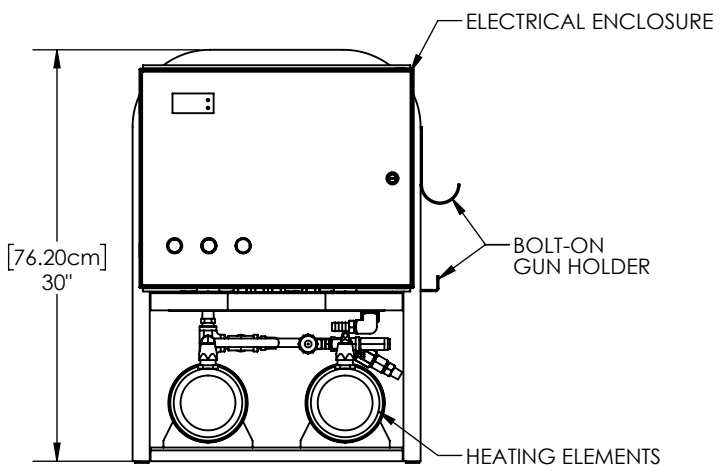
[53.34cm]
21"



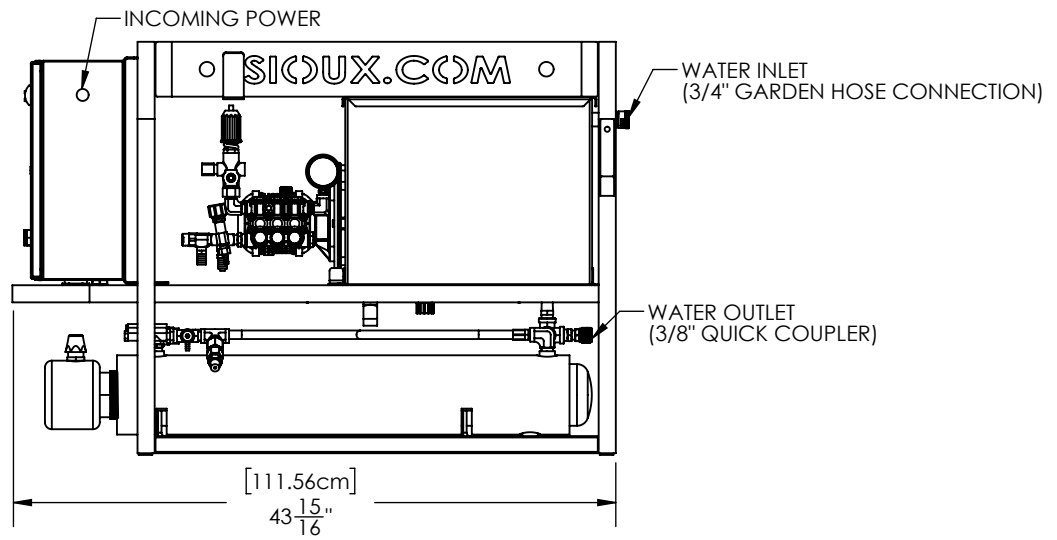
APPLICABLE MACHINES		
MODEL	APPROX. WEIGHT	
	LB	KG
208V & 240V & 575V 60HZ UNITS		
E0.75S250	285	130
E1S250	285	130
E2.4HS1200	300	137
E2.4HS1800	300	137
E2.4HS3000	340	155
480V & 575V 60HZ UNITS		
E2S250	355	162
E3.5HS2000	450	205
E3.5HS3000	520	237
E5.4HS2000	525	239
220V 50HZ UNITS		
E0.8S250	285	130
E2HS1200	300	137
E2HS1800	300	137
E2HS3000	340	155
380V, 400V, 415V, 440V 50HZ UNITS		
E1.6S250	355	162
E3HS2000	450	205
E3HS3000	520	237
E4.5HS2000	475	216

NOTE:
CASTERS ADD 5" (12.7 cm) TO HEIGHT

D
C
B
A



[76.20cm]
30"



[111.56cm]
43 15/16"

Copyright © 2010 SIOUX CORPORATION. This information is property of Sioux Corporation, is subject to recall at any time, and is not to be used in any way detrimental to Sioux's interest. Use of material is subject to the Terms of Website Use listed on the www.siuox.com website.

PROPRIETARY AND CONFIDENTIAL THE INFORMATION CONTAINED IN THIS DRAWING IS THE SOLE PROPERTY OF SIOUX CORP. ANY REPRODUCTION IN PART OR AS A WHOLE WITHOUT WRITTEN PERMISSION OF SIOUX CORP IS PROHIBITED. DO NOT SCALE DRAWING	UNLESS NOTED: DIMENSIONS INCHES	DRN LC 07-14-14 CHK QC	SIOUX CORPORATION ONE SIOUX PLAZA, BERESFORD, SD 57004		
	TOLERANCES	THIRD-ANGLE PROJECTION	E-SERIES DOUBLE ELEMENT MACHINES		
	LINEAR: ±.0625 [1/16] ANGULAR: ±2°		SIZE A SCALE 1:14 FILE FR20513-W E-Series Double Element Machines	FR20513-W	
			REV A-03 SH 1/1	1/1	

4 3

FRW-NO. FR20513-W REV A-03 SHEET 1/1