

4

3

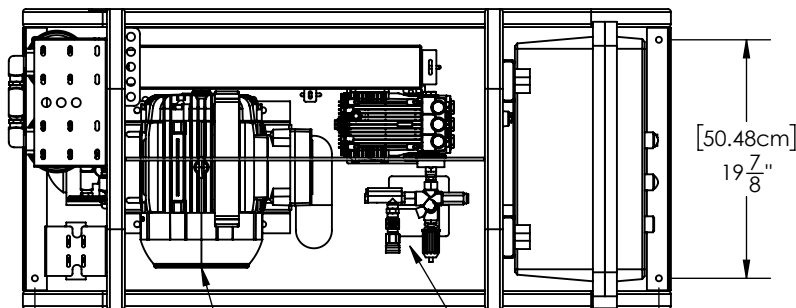
2

1

APPLICABLE MACHINES

MODEL	APPROX. WEIGHT	
	LB	KG
60HZ UNITS		
EN2.4H1200-60XP	725	330
EN2.4H1800-60XP	750	341
EN2.4H3000-60XP	800	364
EN3.5H1200-60XP	750	341
EN3.5H1800-60XP	800	364
EN3.5H3000-60XP	850	386
50HZ UNITS		
EN2.5H1200-50XP	725	330
EN2.5H1800-50XP	750	341
EN2.5H3000-50XP	800	364

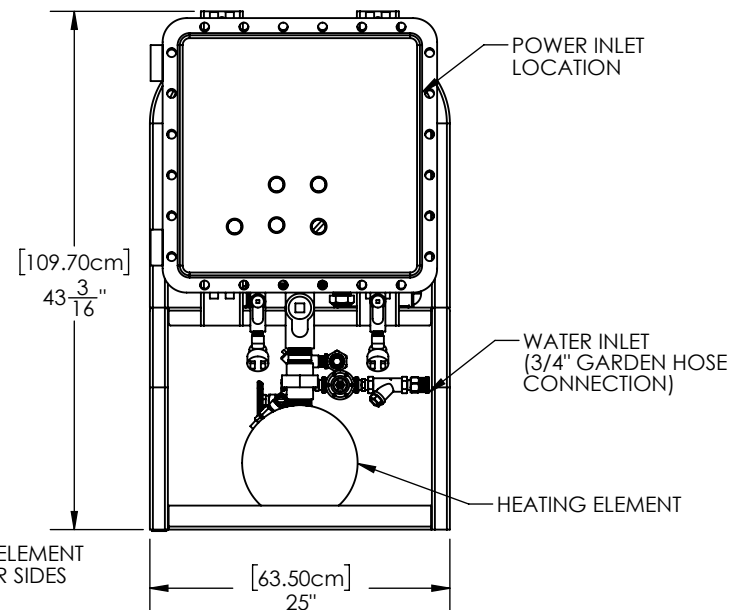
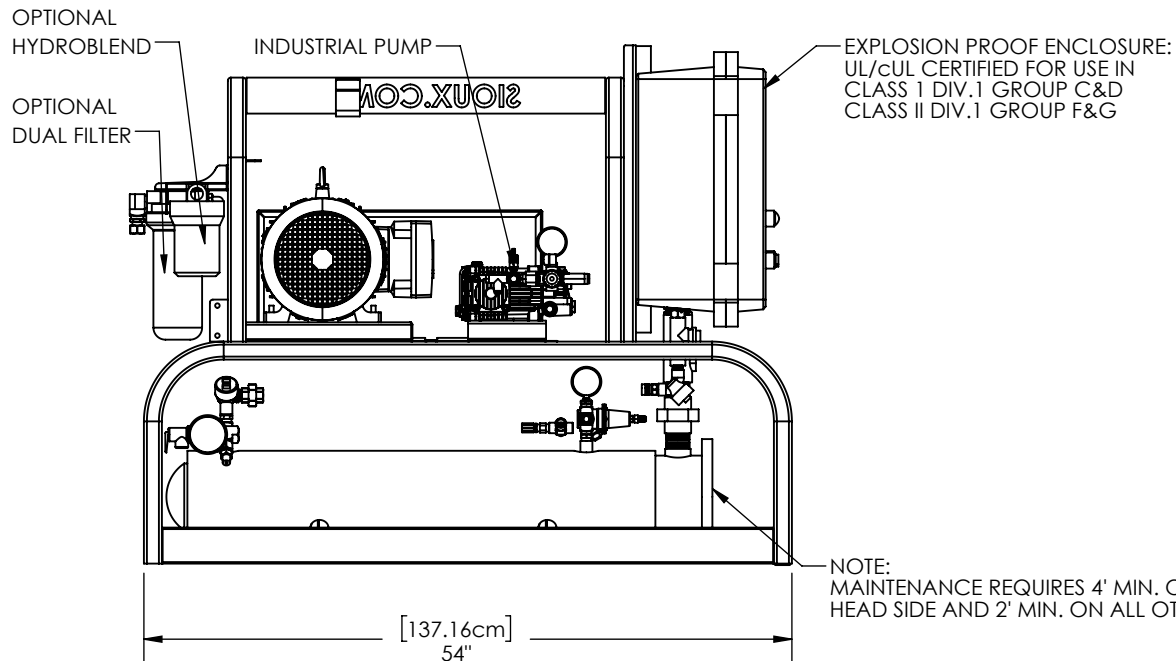
NOTE: CASTERS ADD 8" (20.32cm) TO HEIGHT
SKID WILL ADD 6"(15.24cm) TO HEIGHT



[132.08cm]
52"

MOTOR:
CLASS I DIV. 1 GROUP C,D
CLASS II DIV.1 GROUP F,G

WATER OUTLET
(3/8" QUICK COUPLER)



Copyright © 2010 SIOUX CORPORATION. This information is property of Sioux Corporation, is subject to recall at any time, and is not to be used in any way detrimental to Sioux's interest. Use of material is subject to the Terms of Website Use listed on the www.siuox.com website.

PROPRIETARY AND CONFIDENTIAL
THE INFORMATION CONTAINED
IN THIS DRAWING IS THE SOLE
PROPERTY OF SIOUX CORP.
ANY REPRODUCTION IN PART OR
AS A WHOLE WITHOUT WRITTEN
PERMISSION OF SIOUX CORP
IS PROHIBITED.

UNLESS NOTED:
DIMENSIONS
INCHES
TOLERANCES
LINEAR: ±.0625
[1/16]
ANGULAR: ±2°

DRN LN 4/25/14
CHK
QC
THIRD-ANGLE PROJECTION

SIOUX CORPORATION

ONE SIOUX PLAZA, BERESFORD, SD 57004

EN-SERIES SINGLE ELEMENT H-SERIES XP MACHINES

FR21122-W H-SERIES

SCALE 1:16
REV A-07 SH 1/1

DWG NO. FR21122-W H-SERIES REV A-07 SHEET 1/1

4

3

1