

4

3

2

1

D

C

B

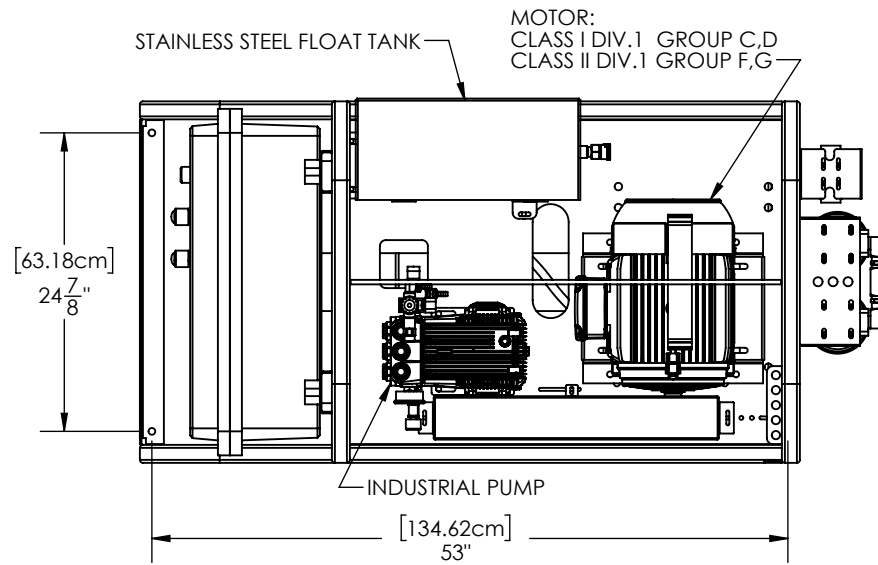
A

D

C

FR21123-W P-SERIES
REV A-06
SHEET 1/1

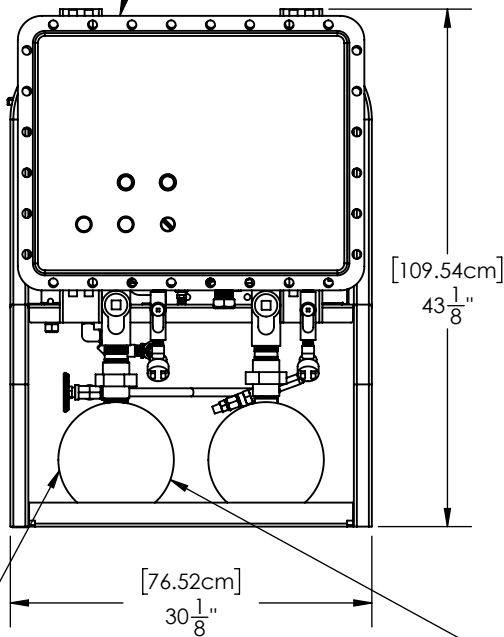
A



APPLICABLE MACHINES		
MODELS	APPROX. WEIGHT	
	LB	KG
60HZ UNITS		
EN1.6S250-60XP	825	375
EN2.0S250-60XP	850	386
EN3.6P1200-60XP	850	386
EN4.0P1800-60XP	950	432
EN4.0P3000-60XP	950	432
50HZ UNITS		
EN1.6S250-50XP	850	386
EN5.0P1200-50XP	900	409
EN5.0P1800-50XP	1125	511
EN5.0P3000-50XP	1300	591

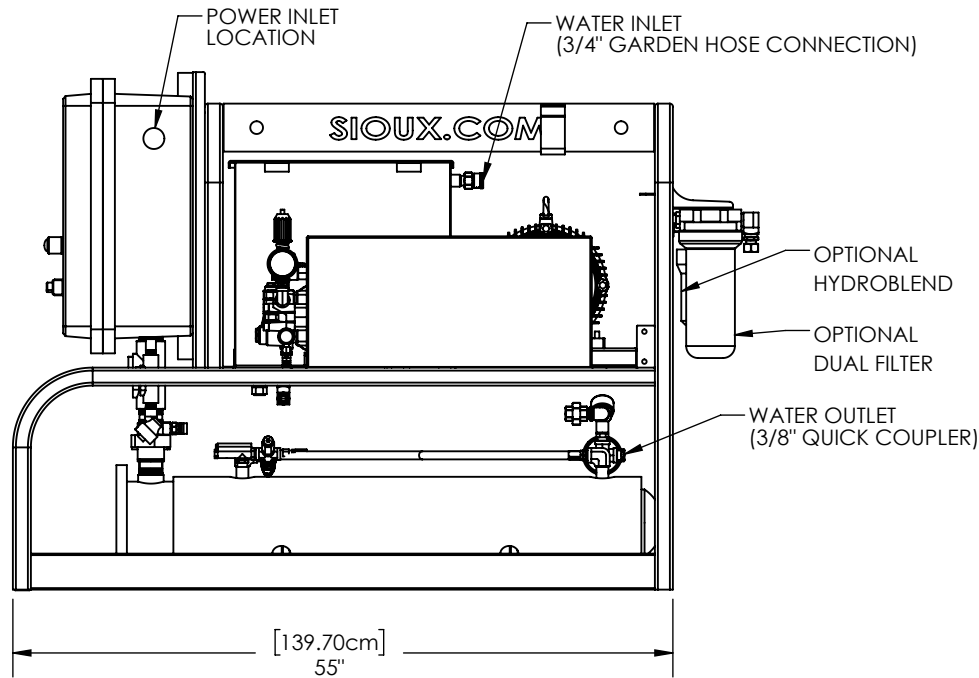
**NOTE: CASTERS ADD 8" (20.32cm) TO HEIGHT
SKID WILL ADD 6" (15.24cm) TO HEIGHT**

EXPLOSION PROOF ENCLOSURE:
UL/CUL CERTIFIED FOR USE IN
CLASS I DIV.1 GROUP C&D
CLASS II DIV.1 GROUP F&G



HEATING ELEMENTS

NOTE:
MAINTENANCE REQUIRES 4' MIN. ON ELEMENT
HEAD SIDE AND 2' MIN. ON ALL OTHER SIDES



Copyright © 2010 SIOUX CORPORATION. This information is property of Sioux Corporation, is subject to recall at any time, and is not to be used in any way detrimental to Sioux's interest. Use of material is subject to the Terms of Website Use listed on the www.siuox.com website.

PROPRIETARY AND CONFIDENTIAL
THE INFORMATION CONTAINED
IN THIS DRAWING IS THE SOLE
PROPERTY OF SIOUX CORP.
ANY REPRODUCTION IN PART OR
AS A WHOLE WITHOUT WRITTEN
PERMISSION OF SIOUX CORP
IS PROHIBITED.

UNLESS NOTED:
DIMENSIONS
INCHES
TOLERANCES
LINEAR: ±.0625
[1/16]
ANGULAR: ±2°

DRN LN 4/25/14
CHK
QC
THIRD-ANGLE PROJECTION
SIZE A SCALE 1:16 FILE

SIOUX CORPORATION
ONE SIOUX PLAZA, BERESFORD, SD 57004

EN-SERIES DUAL ELEMENT P-SERIES XP MACHINES

FR21123-W P-SERIES

REV **A-06** SH 1/1

4

3

↑