

4

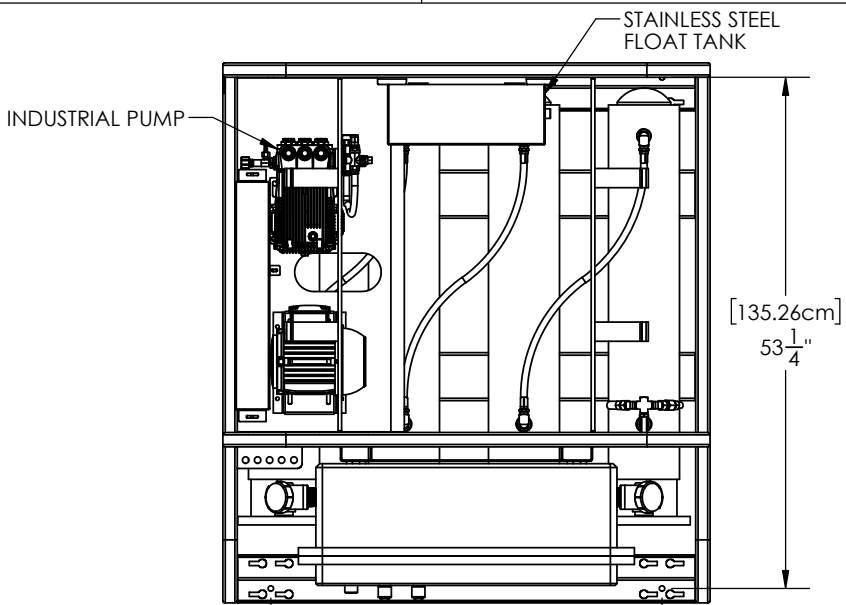
3

2

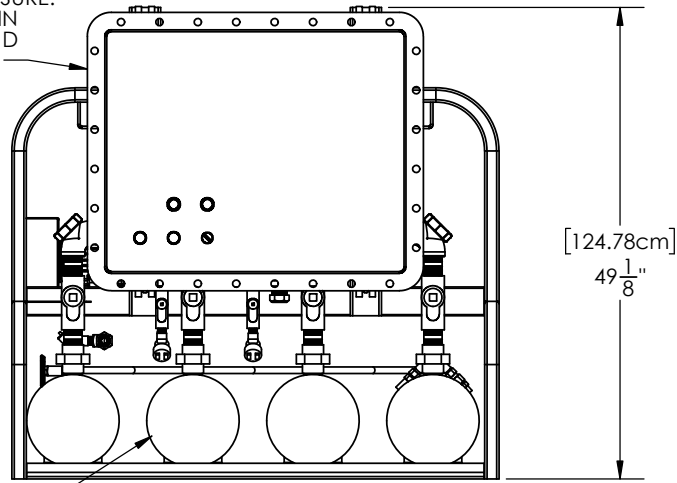
1

APPLICABLE MACHINES		
MODEL	APPROX. WEIGHT	
	LB	KG
EN4.0S250-60XP	1900	864
EN3.2S250-50XP	2300	1045

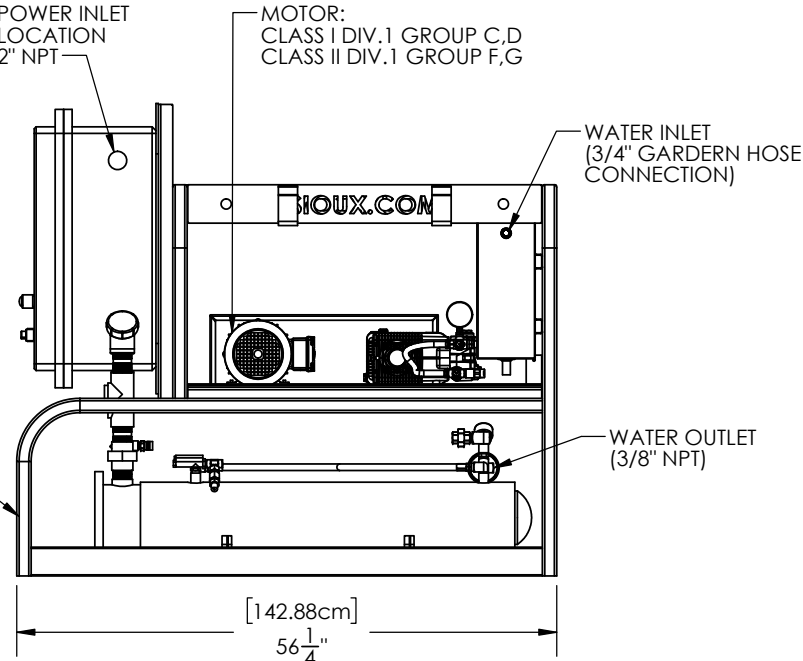
NOTE: CASTERS ADD 8" (20.32cm) TO HEIGHT
SKID WILL ADD 6" (15.24cm) TO HEIGHT



EXPLOSION PROOF ENCLOSURE:
UL/cUL CERTIFIED FOR USE IN
CLASS I DIV. 1 GROUP C & D
CLASS II DIV. 1 GROUP F&G



NOTE:
MAINTENANCE REQUIRES 4' MIN. ON ELEMENT
HEAD SIDE AND 2' MIN. ON ALL OTHER SIDES



Copyright © 2010 SIOUX CORPORATION. This information is property of Sioux Corporation, is subject to recall at any time, and is not to be used in any way detrimental to Sioux's interest. Use of material is subject to the Terms of Website Use listed on the www.siuox.com website.

PROPRIETARY AND CONFIDENTIAL
THE INFORMATION CONTAINED
IN THIS DRAWING IS THE SOLE
PROPERTY OF SIOUX CORP.
ANY REPRODUCTION IN PART OR
AS A WHOLE WITHOUT WRITTEN
PERMISSION OF SIOUX CORP
IS PROHIBITED.

UNLESS NOTED:
DIMENSIONS
INCHES
TOLERANCES
LINEAR: ±.0625
[1/16]
ANGULAR: ±2°

DRN LC 07-16-14	SIOUX SIOUX CORPORATION, ONE SIOUX PLAZA, BERESFORD, SD 57004
CHK	
SIZE A SCALE 1:20	EN-SERIES FOUR ELEMENT P-SERIES XP MACHINES
THIRD-ANGLE PROJECTION	FR21126-W P-SERIES REV A-04 SH 1/1

4

3

2

1

DRAWING NO. FR21126-W P-SERIES SA-04 REV 1/1 SHEET