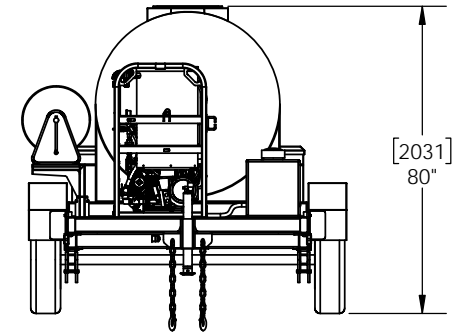
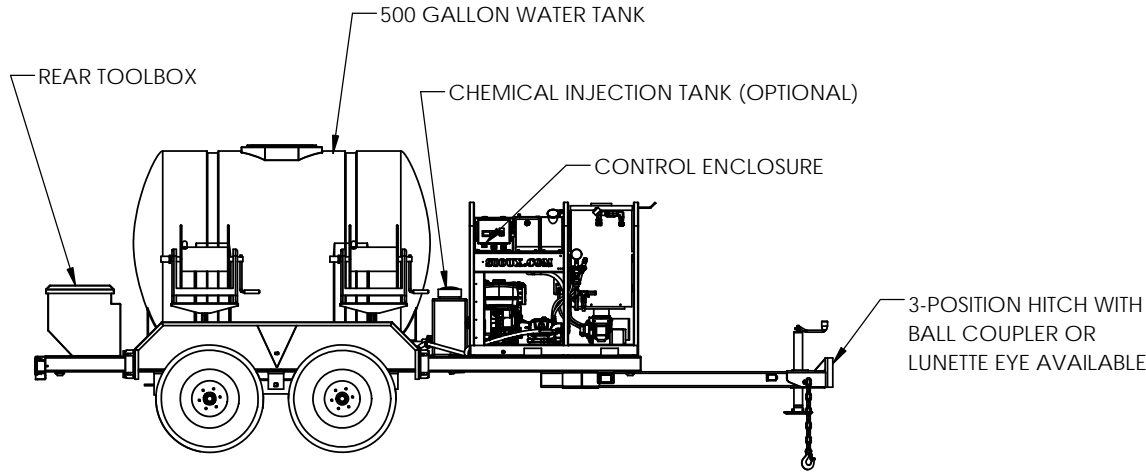
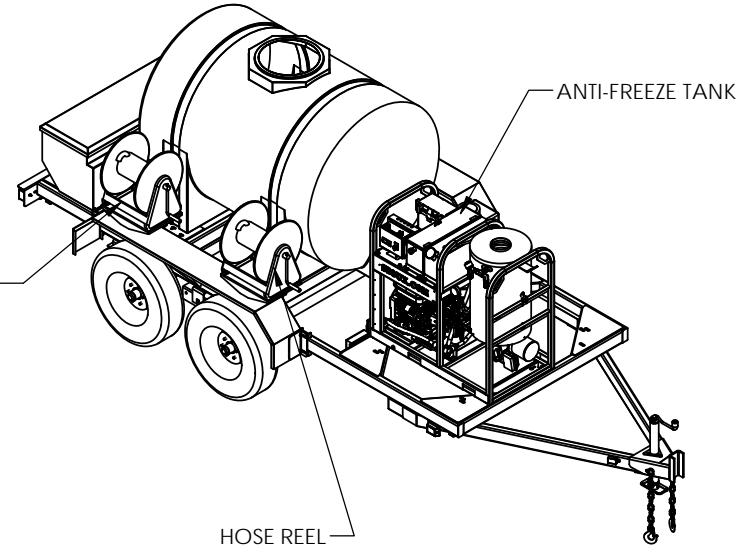
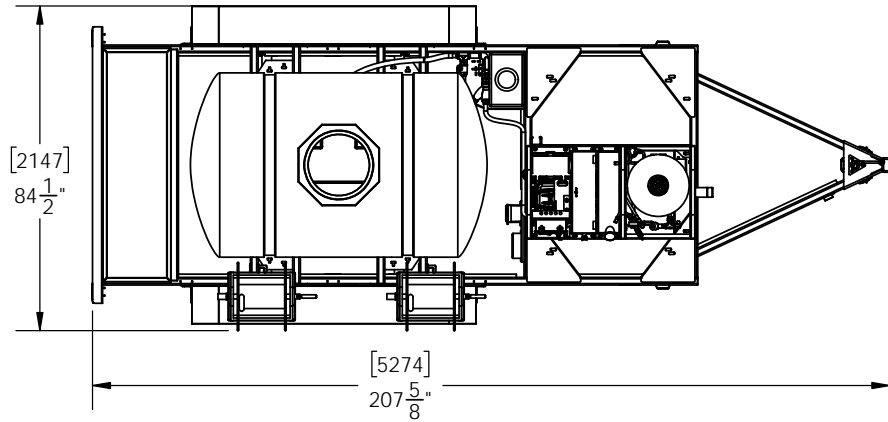


APPLICABLE MACHINES		
MODEL	APPROX. WEIGHT	
	LB	KG
H3.5D3000-GTTM (DRY)	2200	1000
H3.5D3000-GTTM (WET)	6540	2970

WHEELS: STEEL 15" X 6"  
 6 BOLT 5.5" B.C.  
 TIRES: 225-75-15 C-RATED  
 AXLES: TANDEM 5200#  
 SPIRNGS: SLIPPER LEAF SPRINGS  
 BRAKES: ELECTRIC BRAKES  
 PLUG: 7-WAY PLUG  
 GVWR: 10,400 LBS



REV.	DESCRIPTION	DATE	BY
A-01	ORIGINAL	11/16/21	MW

**PROPRIETARY COPYRIGHT AND CONFIDENTIAL**  
 Copyright © 11/16/2021 SIOUX CORPORATION.  
 The information contained in this drawing is the sole property of Sioux Corp. This information is subject to recall at any time and is not to be used in any way detrimental to Sioux's interests. Any reproduction in part or as a whole without written permission of Sioux Corp is prohibited. Use of material is subject to the terms of website use listed at www.siuox.com

UNLESS NOTED:	DRN JZ 4/1/2021
DIMENSIONS [mm] IN	CHK MW11/16/2021
TOLERANCES	QC
LINEAR: ±[13] 1/2	THIRD-ANGLE PROJECTION
ANGULAR: ±2°	

<b>SIOUX CORPORATION</b>			
ONE SIOUX PLAZA, BERESFORD, SD 57004			
H3.5D3000-G HIGHWAY TRAILER GA			
SIZE	A	SCALE	1:50
FILE			
<b>GA24018</b>		REV	A-01
		SH	1/1

DWG NO GA24018 REV A-01 SHEET 1/1