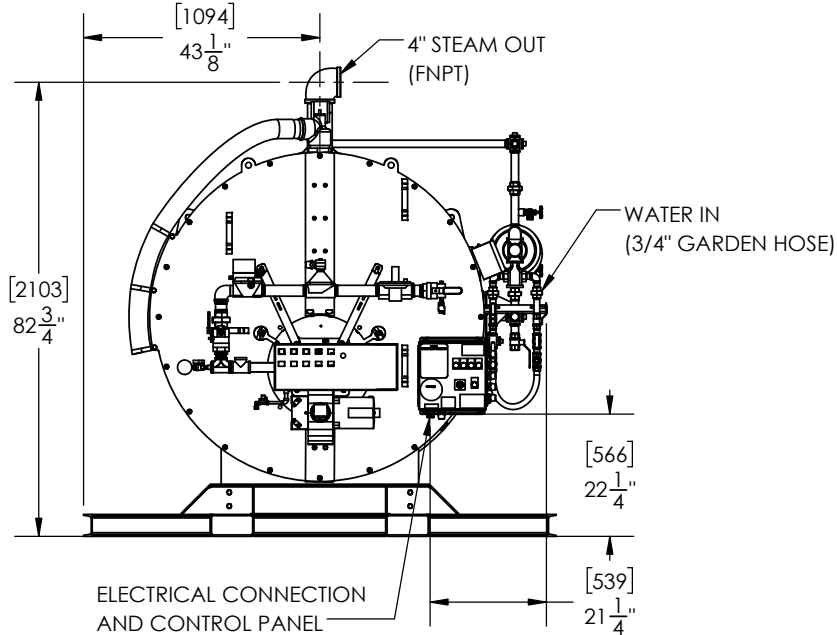
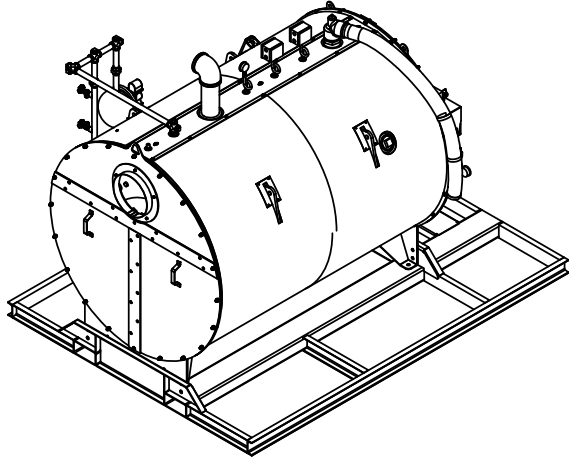


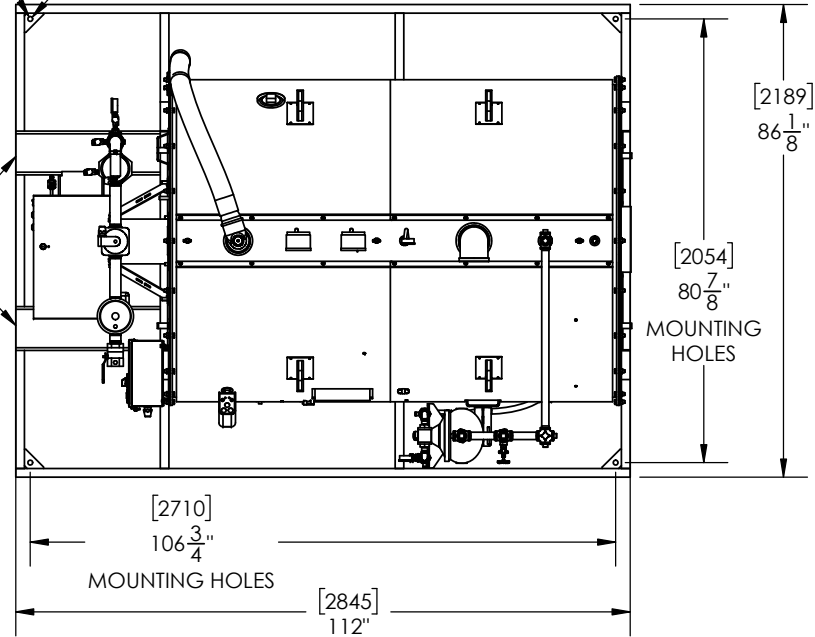
MODEL	APPROX. WEIGHT	
	LB	KG
SF50-G (DRY)	5100	2300
SF50-G (WET)	7850	3600

SUGGESTED MINIMUM CLEARANCES FOR SERVICE ACCESS ARE 48" (1200mm) FOR THE ENDS AND 24" (600mm) ALONG EACH SIDE



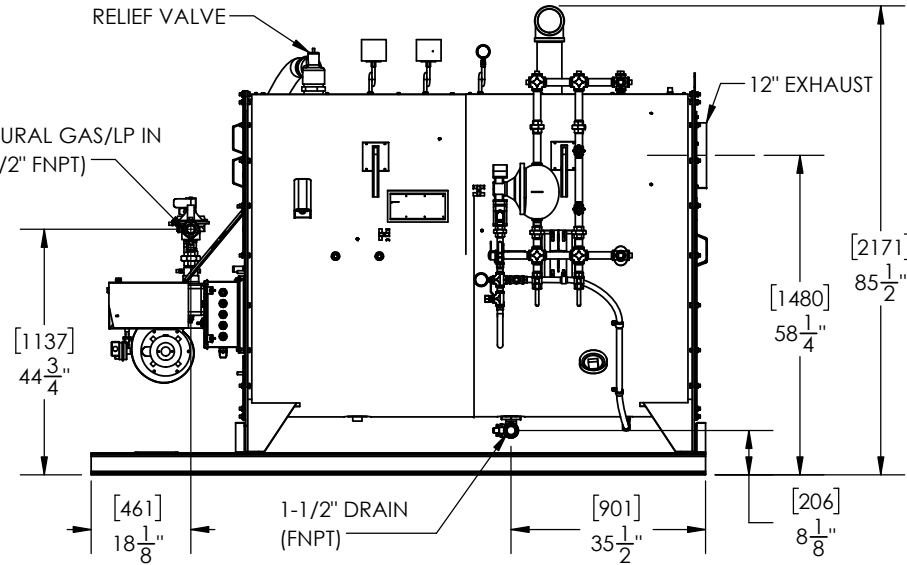
FORKLIFT POCKETS (3" x 7")

[22] ϕ 7/8" FLOOR MOUNTING HOLES (4 TOTAL)



RELIEF VALVE

NATURAL GAS/LP IN (1-1/2" FNPT)



REV.	DESCRIPTION	DATE	BY
A-05	UPDATED WEIGHT TABLE	04/07/23	SB
A-04	UPDATED BURNER END PLATE	03/29/23	SB
A-03	UPDATED WEIGHT TABLE	11/22/22	JZ
A-02	UPDATED NOTES/CALLOUTS	07/30/21	JS
A-01	ORIGINAL	05/26/21	JZ

PROPRIETARY AND CONFIDENTIAL
 THE INFORMATION CONTAINED IN THIS DRAWING IS THE SOLE PROPERTY OF SIOUX CORP. ANY REPRODUCTION IN PART OR AS A WHOLE WITHOUT WRITTEN PERMISSION OF SIOUX CORP IS PROHIBITED.
 DO NOT SCALE DRAWING

UNLESS NOTED: DIMENSIONS IN INCHES. (mm) FOR REFERENCE ONLY.
 TOLERANCES
 LINEAR: $\pm 1/2"$
 ANGULAR: $\pm 2^\circ$

SIOUX CORPORATION
 ONE SIOUX PLAZA, BERESFORD, SD 57004

SF50G SKID MOUNTED

THIRD-ANGLE PROJECTION

GA24086

SCALE 1:35

FILE GA 24086 - SF50 GAS SKID MOUNTED

REV A-05 SH 1/1

DWG NO. GA24086 REV A-05 SHEET 1/1