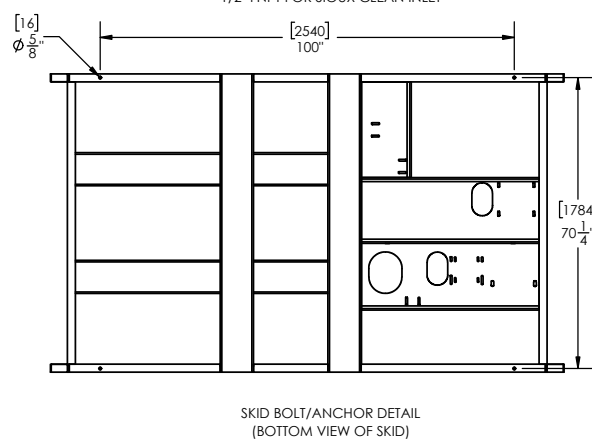
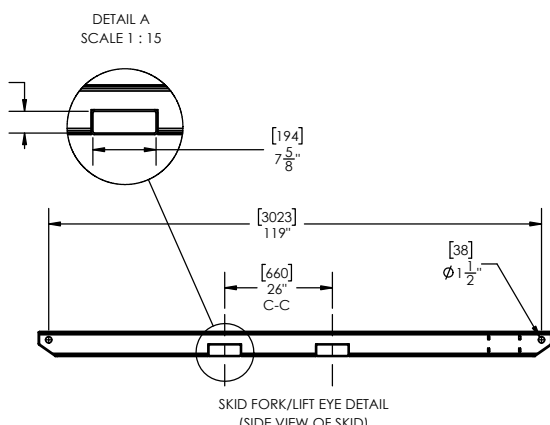
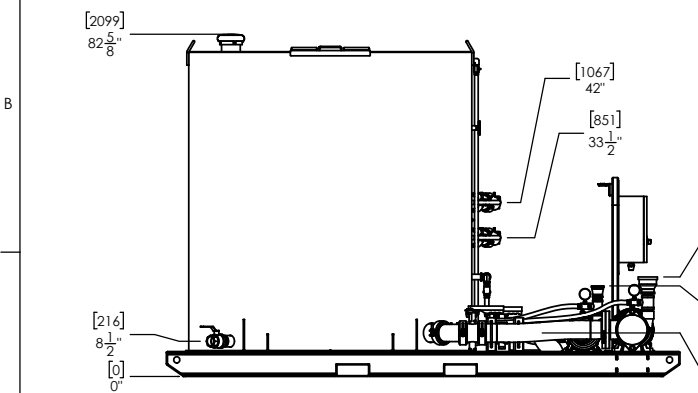
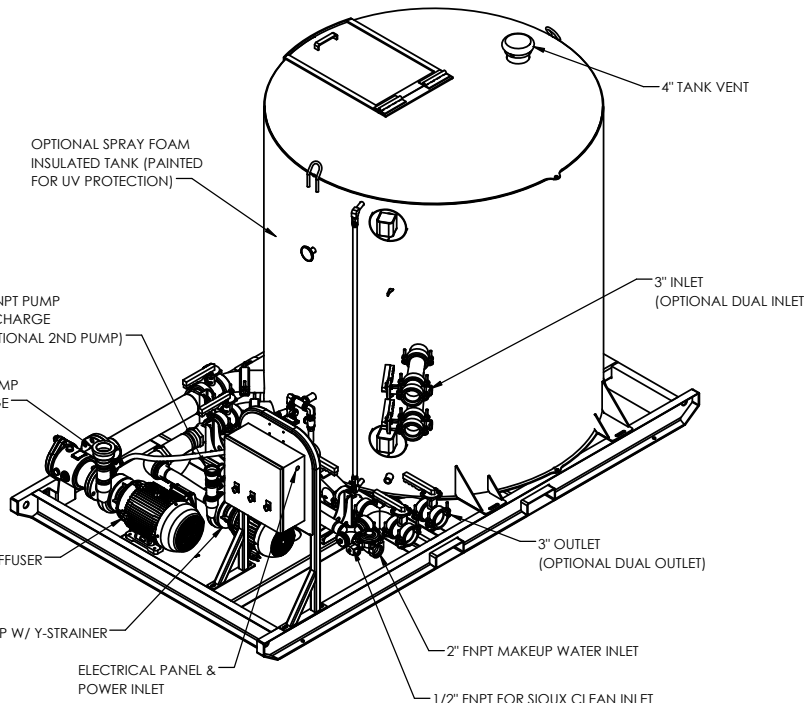
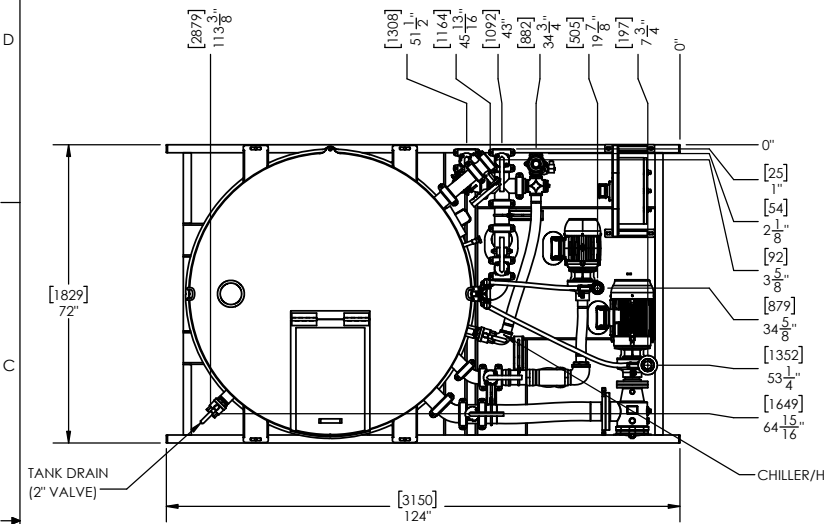


1000 GAL TANK SKID PACKAGE		
CONFIGURATION	APPROXIMATE WEIGHT	
	LBS	KG
SINGLE PUMP	2600	1180
DUAL PUMP	2700	1225

NOTE:
ALL PLUMBING CONNECTIONS ARE GROOVE STYLE UNLESS OTHERWISE SPECIFIED



REV.	DESCRIPTION	DATE	BY
A-03	ADDED LAYOUT DIMENSIONS	12/27/22	BS
A-02	TANK & SKID UPDATED	10/24/22	BS
A-01	ORIGINAL	07/21/22	MW

PROPRIETARY COPYRIGHT AND CONFIDENTIAL Copyright © 2022 SIOUX CORPORATION. The information contained in this drawing is the sole property of Sioux Corp. This information is subject to recall at any time and is not to be used in any way detrimental to Sioux's interests. Any reproduction in part or as a whole without written permission of Sioux Corp is prohibited. Use of material is subject to the terms of website use listed at www.siuox.com	UNLESS NOTED: DIMENSIONS IN INCHES (IN) FOR REFERENCE ONLY TOLERANCES LINEAR: ±[1] 1/2 ANGULAR: ±2°	DRN BS 6/30/2022 CHK MW 7/21/2022 GC	SIOUX CORPORATION ONE SIOUX PLAZA, BERESFORD, SD 57004 1000 GAL TANK SKID WITH BOLT ON TANK
	THIRD-ANGLE PROJECTION 	SCALE: 1:30 GA24632	FILE: GA24632 - 1000 GAL TANK SKID WITH BOLT ON TANK A-03

DWG NO. GA24632 REV. A-03 SHEET 1/1