

4

3

2

1

MODEL	WEIGHT	
	TOTAL	TONGUE
SF100D-TM (DRY)	11,100 LBS	1,325 LBS
	5034 KG	601 KG
SF100D-TM (WET)	16,800 LBS	1,925 LBS
	7620 KG	873 KG

WHEELS: STEEL 16" X 9"
8 BOLT 6-1/2" B.C.

TIRES: 235-80-16

AXLES: TRIPLE 7000#

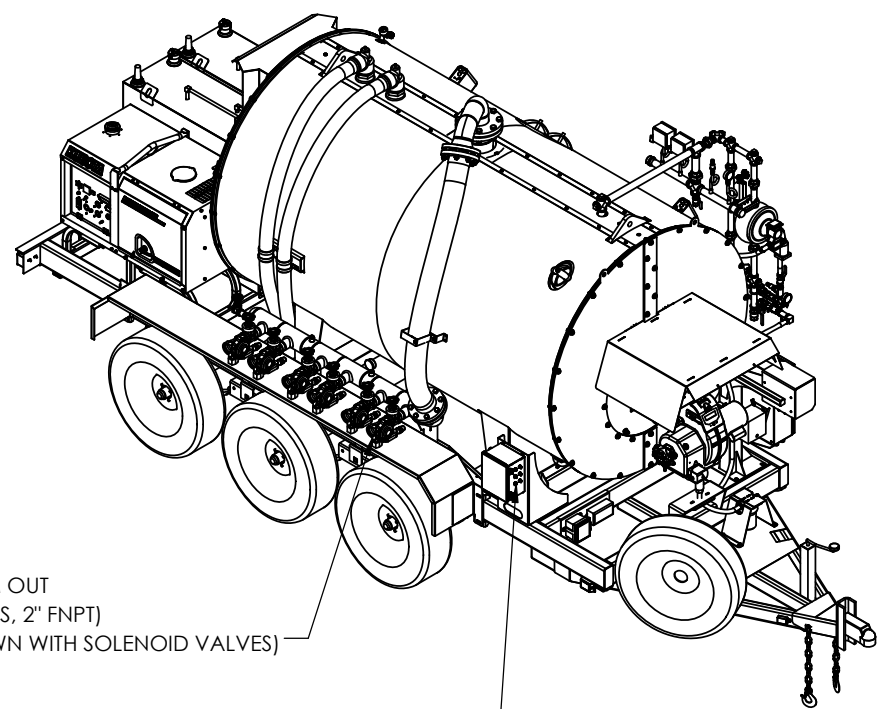
SPRINGS: SLIPPER LEAF SPRINGS

BRAKES: ELECTRIC BRAKES

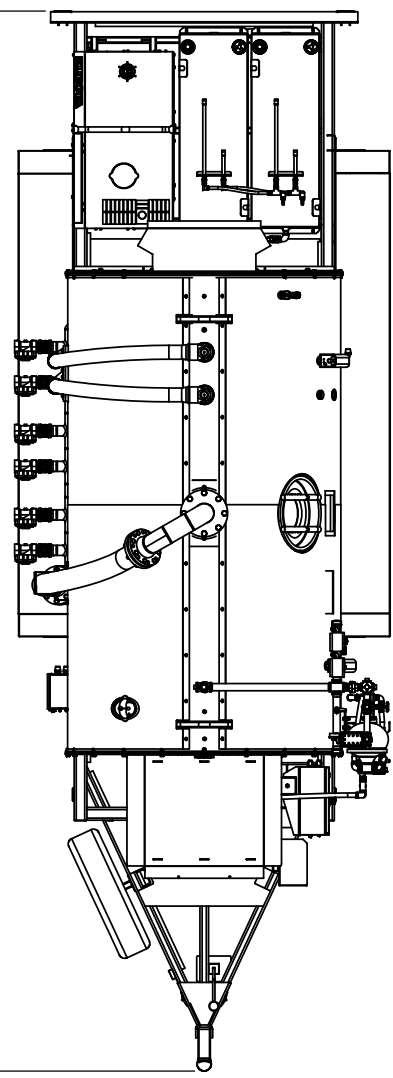
PLUG: 7-WAY PLUG

GVWR: 20,000 LBS

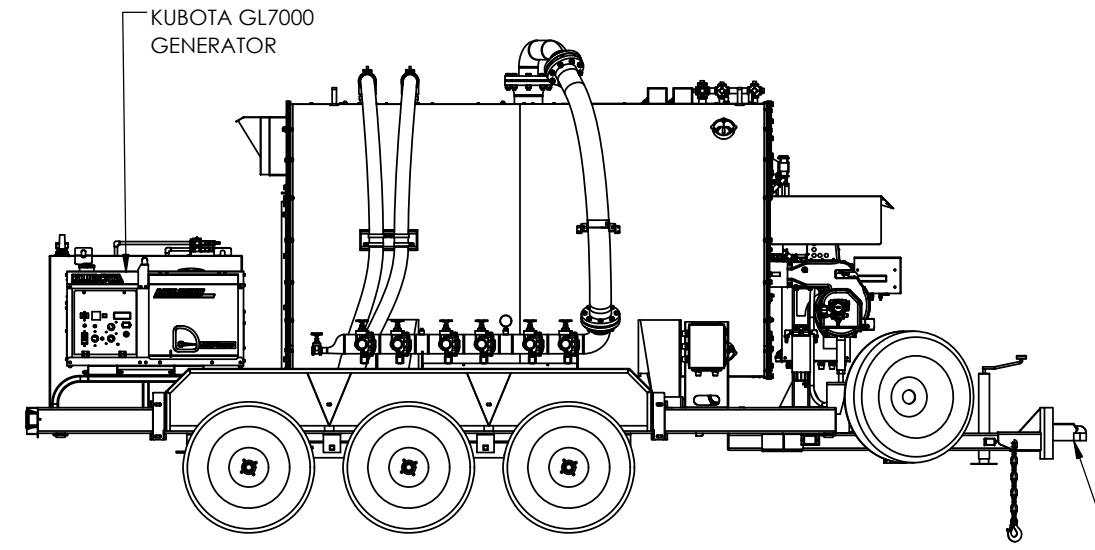
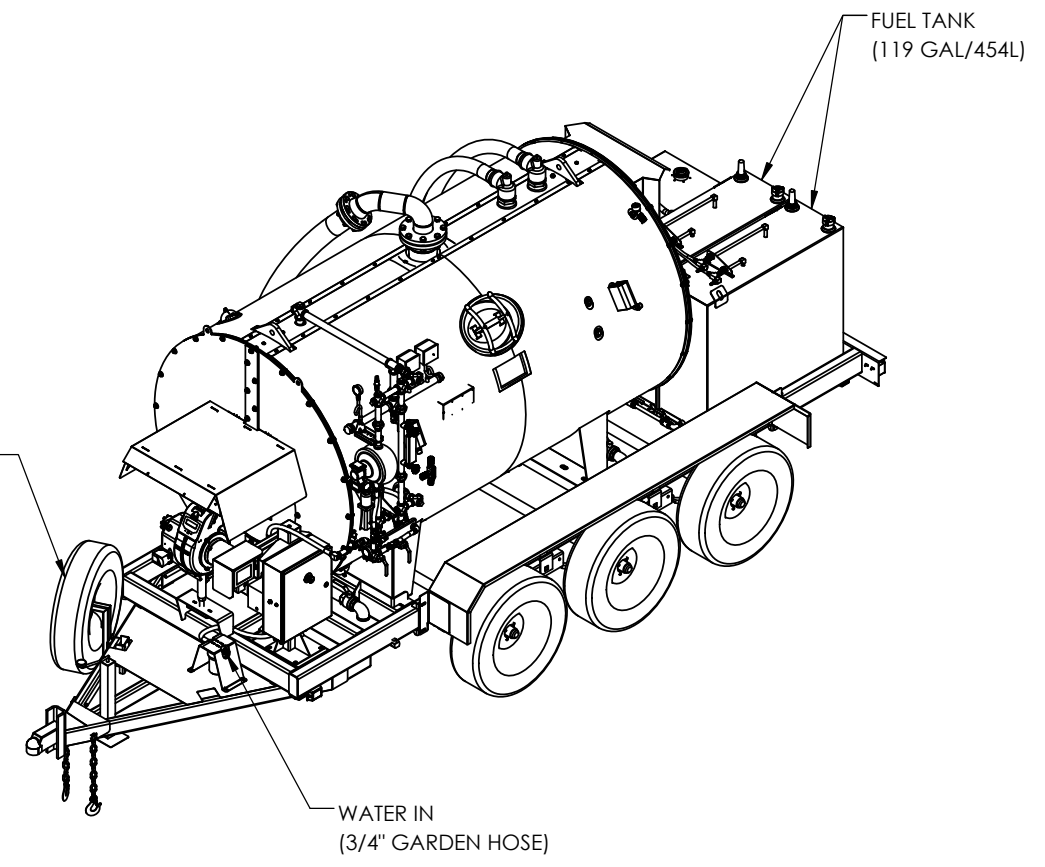
NOTE: LISTED WEIGHTS ARE APPROXIMATE.
TOTAL WEIGHTS +/- 5%
TONGUE WEIGHTS +/- 5%



[6310]
248 3/8"

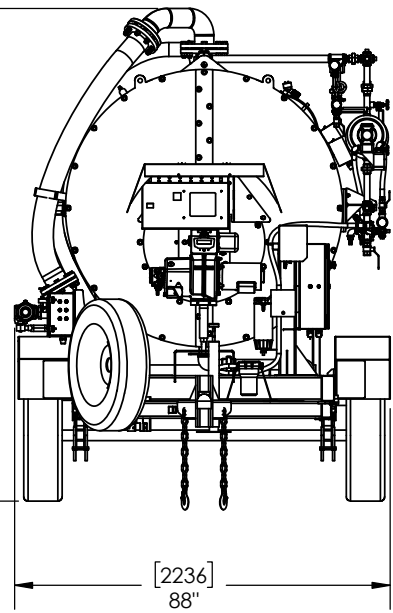


OPTIONAL SPARE TIRE



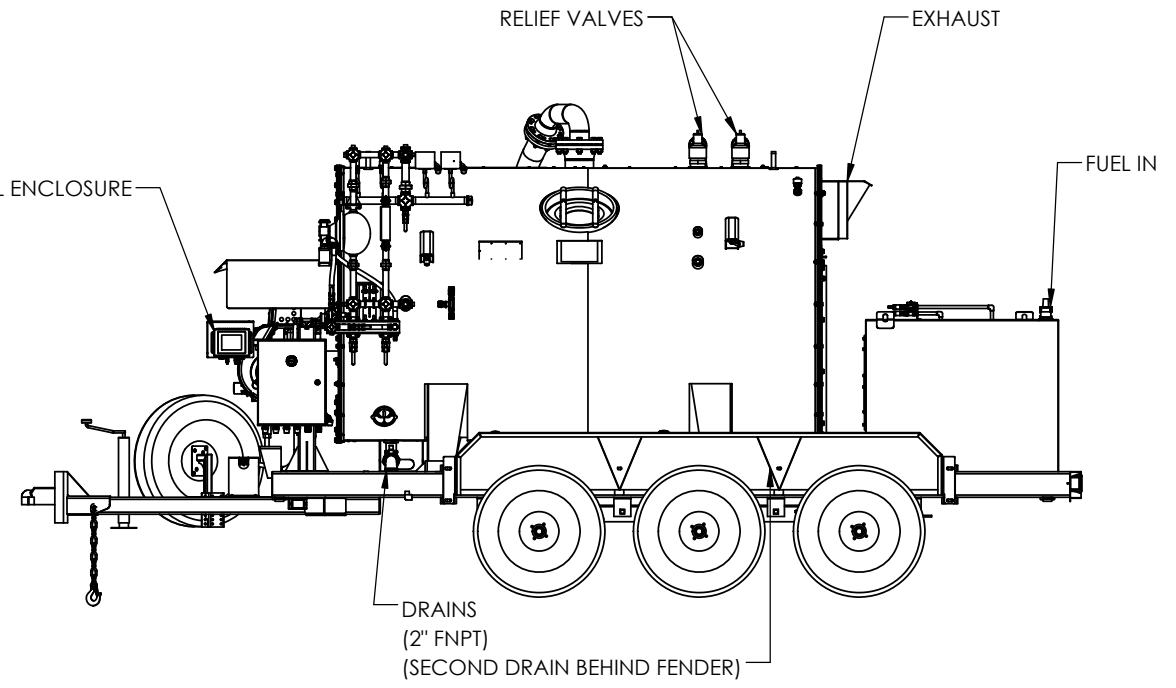
5 POSITION ADJUSTABLE MOUNT
(SHOWN WITH 2-5/16" BALL MOUNT,
3" LUNETTE EYE AVAILABLE)

[2932]
115 1/2"



[2236]
88"

CONTROL ENCLOSURE



A-01	APPROVED FOR RELEASE	06/28/22	BS
REV.	DESCRIPTION	DATE	BY

4

3

2

1

PROPRIETARY COPYRIGHT AND CONFIDENTIAL Copyright © 6/28/2022 SIOUX CORPORATION. The information contained in this drawing is the sole property of Sioux Corp. This information is subject to recall at any time and is not to be used in any way detrimental to Sioux's interests. Any reproduction in part or as a whole without written permission of Sioux Corp is prohibited. Use of material is subject to the terms of website use listed at www.siuox.com	UNLESS NOTED:	DRN JZ 6/27/2022	SIOUX CORPORATION ONE SIOUX PLAZA, BERESFORD, SD 57004 SF100D-TM	
	DIMENSIONS IN INCHES, [mm] FOR REFERENCE ONLY	CHK BS 6/28/2022		GA24671 - SF100D-TM
	TOLERANCES	THIRD-ANGLE PROJECTION		SCALE 1:45
LINEAR: ±[13] 1/2	ANGULAR: ±2°	SIZE B	REV GA24671 A-01 1/1	

DWG NO. GA24671 REV A-01 SHEET 1/1