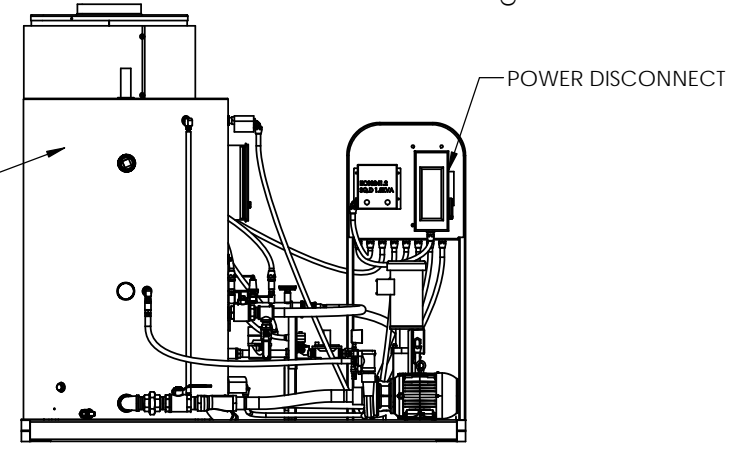
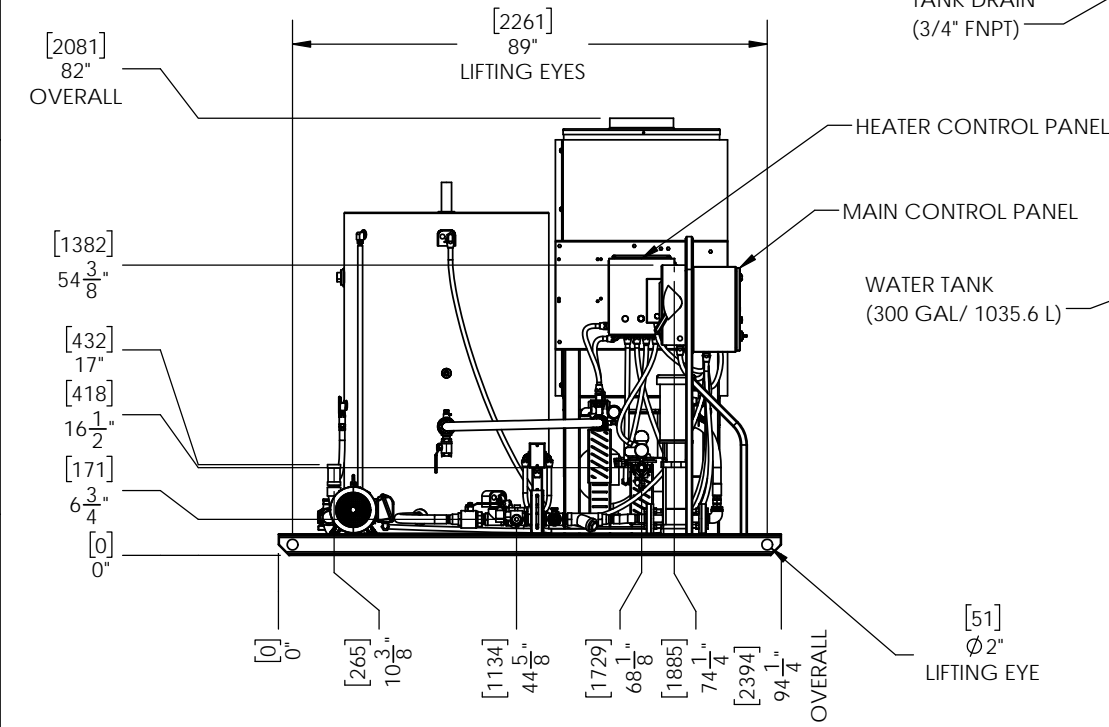
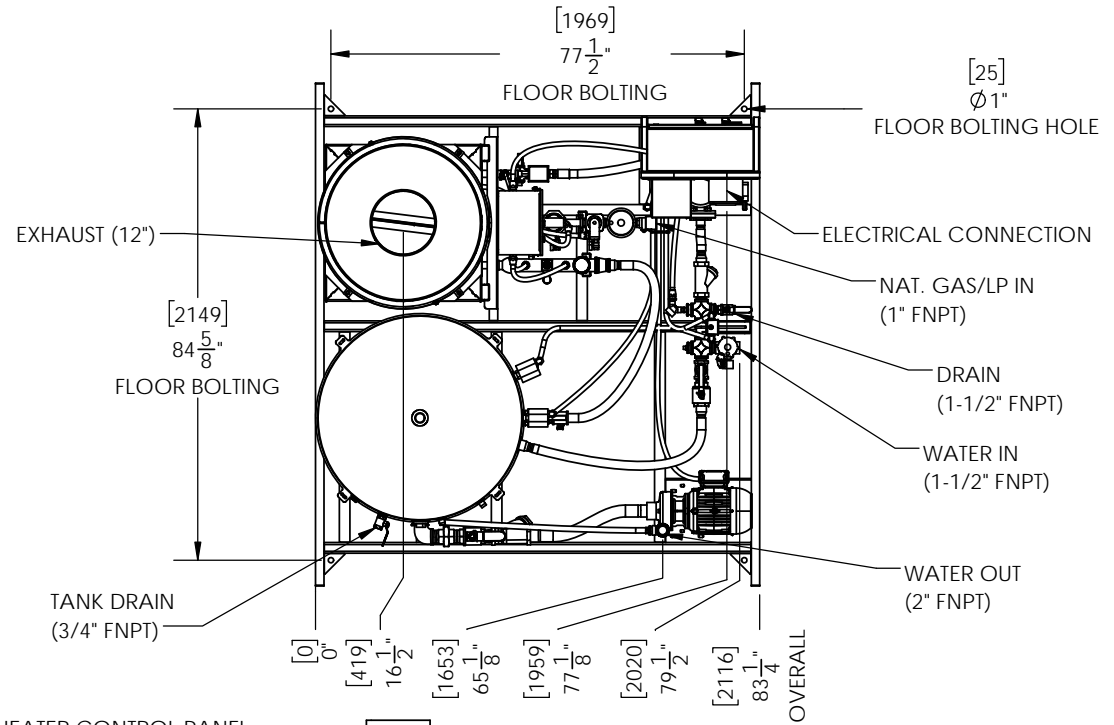


APPLICABLE MACHINES		
MODEL	APPROX. WEIGHT	
	LB	KG
PWP-1 GAS (DRY)	1755	796
PWP-1 GAS (WET)	4255	1930

NOTE 1: SUGGESTED MINIMUM CLEARANCES FOR SERVICE ACCESS ARE 36" (914 mm) ON ALL SIDES.  
 NOTE 2: MOTORIZED EXHAUST DAMPER (NOT SHOWN) SHIPPED LOOSE FOR FIELD INSTALLATION. ADDS 11" TO OVERALL HEIGHT.



**PROPRIETARY AND CONFIDENTIAL**  
 THE INFORMATION CONTAINED IN THIS DRAWING IS THE SOLE PROPERTY OF SIOUX CORP. ANY REPRODUCTION IN PART OR AS A WHOLE WITHOUT WRITTEN PERMISSION OF SIOUX CORP IS PROHIBITED.

UNLESS NOTED: DIMENSIONS IN INCHES (mm) FOR REFERENCE ONLY.  
 TOLERANCES: LINEAR: ±1/2" ANGULAR: ±2°  
 TO 7/30/2021  
 MW 8/10/2021  
 THIRD-ANGLE PROJECTION

**SIOUX CORPORATION**  
 ONE SIOUX PLAZA, BERESFORD, SD 57004  
 PWP-1 GAS  
 GA24100 - PWP-1 GAS  
 GA24100  
 A-01 1/1

A-01	ORIGINAL	08/10/21	MW
REV.	DESCRIPTION	DATE	BY

DWG NO: GA24100  
 REV: A-01  
 SHEET: 1/1