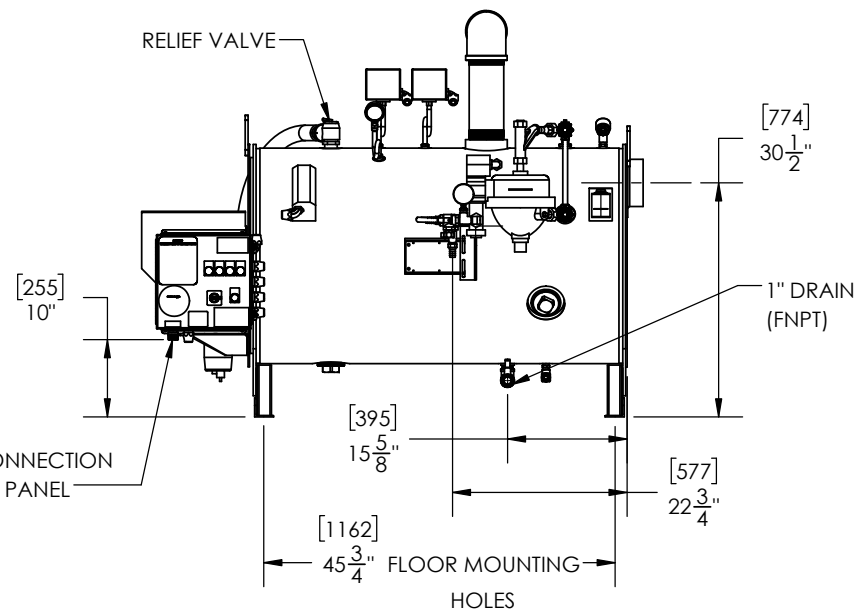
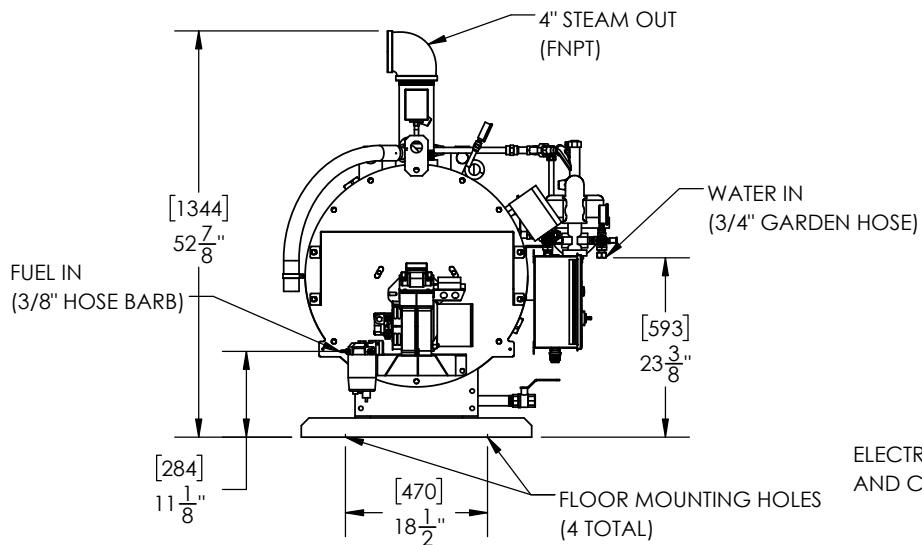
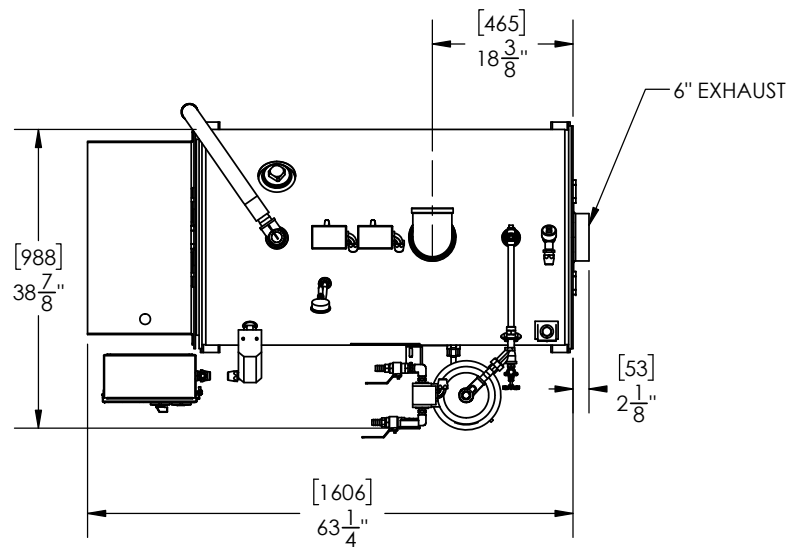
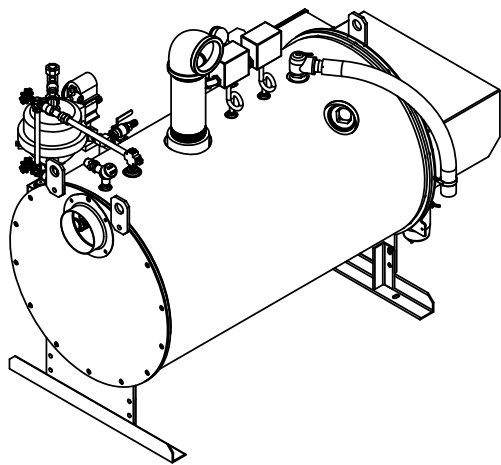


MODEL	APPROX. WEIGHT	
	LB	KG
SF-11D LEG (DRY)	1250	600
SF-11D LEG (WET)	1750	800

NOTE: SUGGESTED MINIMUM CLEARANCES FOR SERVICE ACCESS ARE 48" (1200mm) FOR THE ENDS AND 24" (600mm) ALONG EACH SIDE



A-05	UPDATED NOTES/CALLOUTS	08/03/21	JS	PROPRIETARY AND CONFIDENTIAL THE INFORMATION CONTAINED IN THIS DRAWING IS THE SOLE PROPERTY OF SIOUX CORP. ANY REPRODUCTION IN PART OR AS A WHOLE WITHOUT WRITTEN PERMISSION OF SIOUX CORP IS PROHIBITED. DO NOT SCALE DRAWING	UNLESS NOTED:	DRN JS 5/26/2021	SIOUX CORPORATION ONE SIOUX PLAZA, BERESFORD, SD 57004 SF11D LEG MOUNTED		
A-04	ADDED ANTIFREEZE PORT	06/15/21	LN		DIMENSIONS IN INCHES. (mm) FOR REFERENCE ONLY.	CHK JZ 5/26/2021			
A-03	FIXED TABLE	06/01/21	JS		TOLERANCES	THIRD-ANGLE PROJECTION	SIZE A	SCALE 1:25	FILE GA24052 - SF11 OIL LEG MOUNTED
A-02	CHANGED VIEWS/ADDED NOTES	06/01/21	JS		LINEAR: ±1/2"		GA24052		REV A-05
A-01	ORIGINAL	05/26/21	JZ		ANGULAR: ±2°		GA24052		SH 1/1
REV.	DESCRIPTION	DATE	BY	DO NOT SCALE DRAWING					

DWG. NO. GA24052
 REV. A-05
 SHEET 1/1