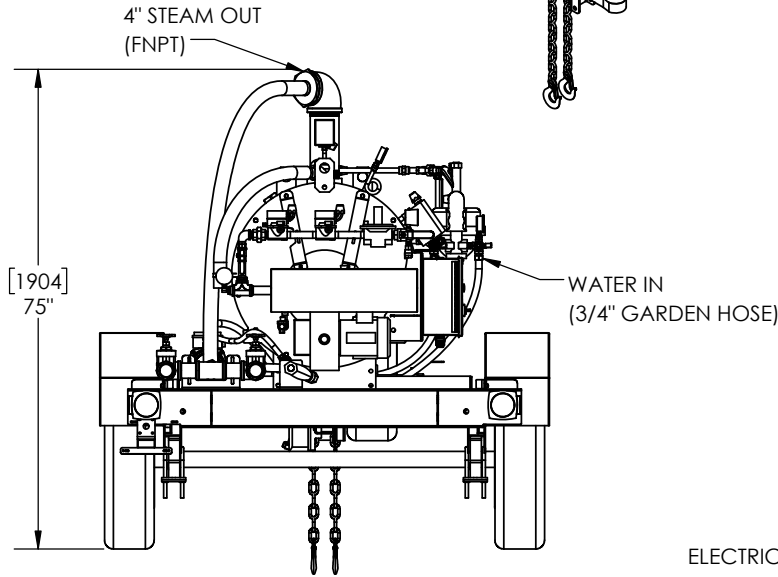
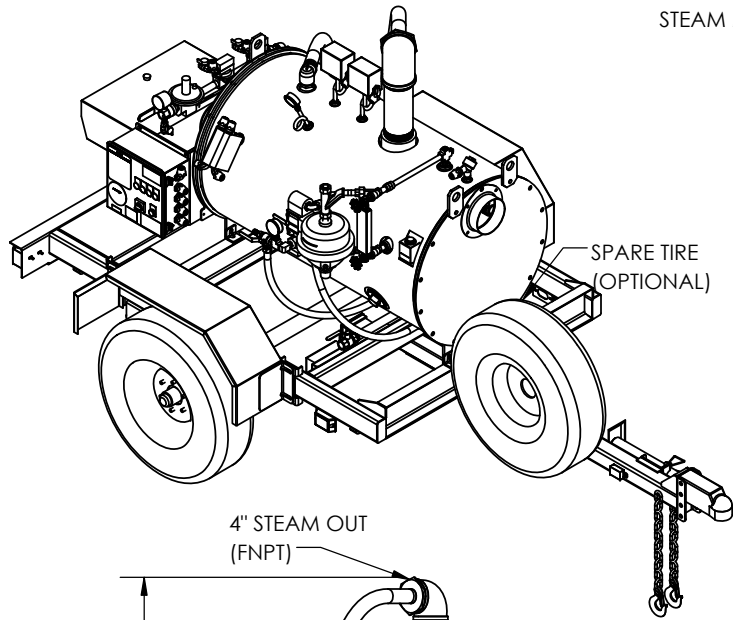
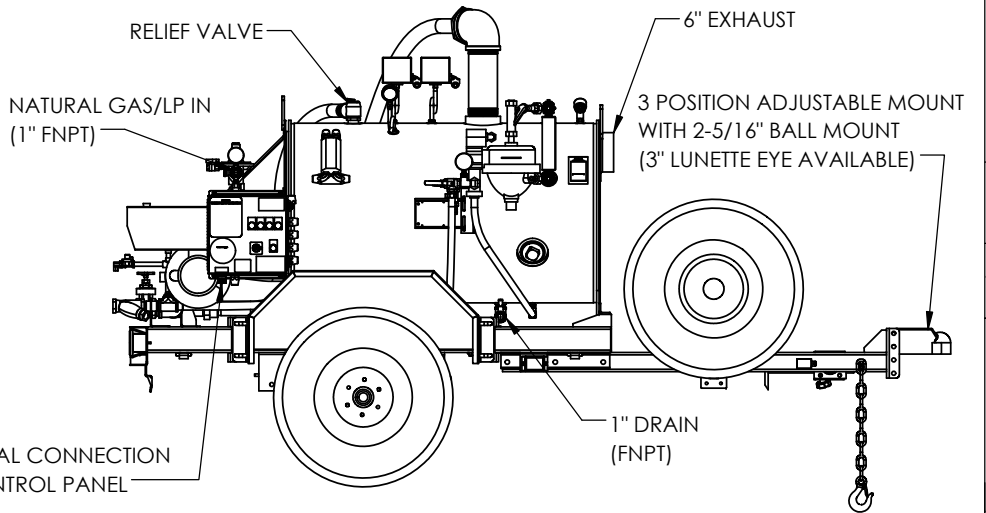
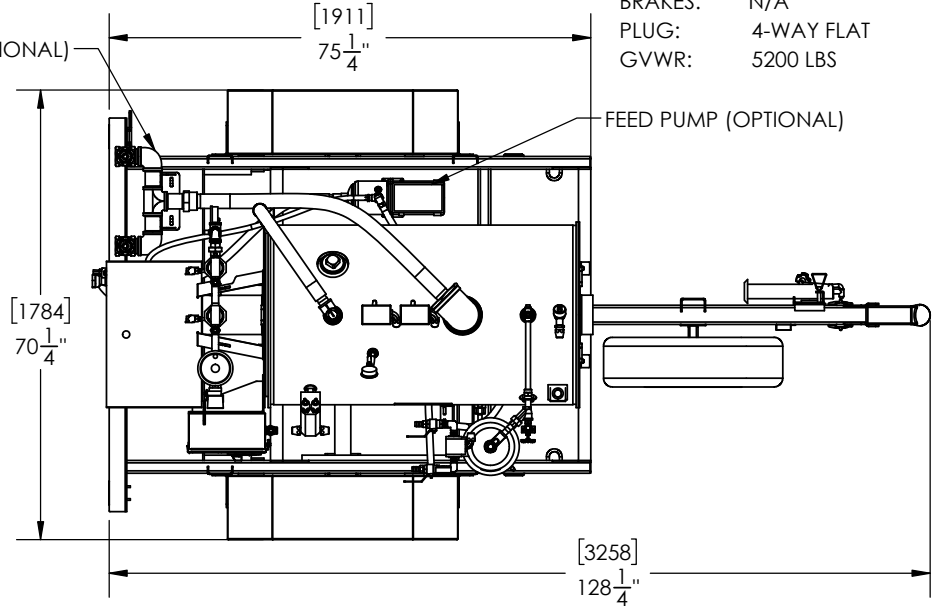


MODEL	APPROX. WEIGHT	
	LB	KG
SF11G-TM (DRY)	1750	800
SF11G-TM (WET)	2250	1050

WHEELS: STEEL 15" X 6"
 6 BOLT 5.5" B.C.
 TIRES: 225-75-15 C-RATED
 AXLE: SINGLE 5200#
 SPIRINGS: SLIPPER LEAF SPRINGS
 BRAKES: N/A
 PLUG: 4-WAY FLAT
 GVWR: 5200 LBS



STEAM MANIFOLD (OPTIONAL)



PROPRIETARY AND CONFIDENTIAL

THE INFORMATION CONTAINED IN THIS DRAWING IS THE SOLE PROPERTY OF SIOUX CORP. ANY REPRODUCTION IN PART OR AS A WHOLE WITHOUT WRITTEN PERMISSION OF SIOUX CORP IS PROHIBITED.

UNLESS NOTED:	DRN JS 5/26/2021
DIMENSIONS IN INCHES. (mm) FOR REFERENCE ONLY.	CHK JZ 5/26/2021
TOLERANCES	QC
THIRD-ANGLE PROJECTION	
LINEAR: ±1/2"	
ANGULAR: ±2°	

SIOUX CORPORATION

ONE SIOUX PLAZA, BERESFORD, SD 57004

SF11G-TM

GA23777 - SF11G-TM

REV.	DESCRIPTION	DATE	BY	DO NOT SCALE DRAWING
A-03	UPDATED TRAILER NOTES	07/28/21	JS	
A-02	UPDATED TRAILER NOTES	07/28/21	JS	
A-01	ORIGINAL	05/26/21	MW	

GA23777

REV **A-03** SH

1/1

DWG NO. GA23777 REV A-03 SHEET 1/1